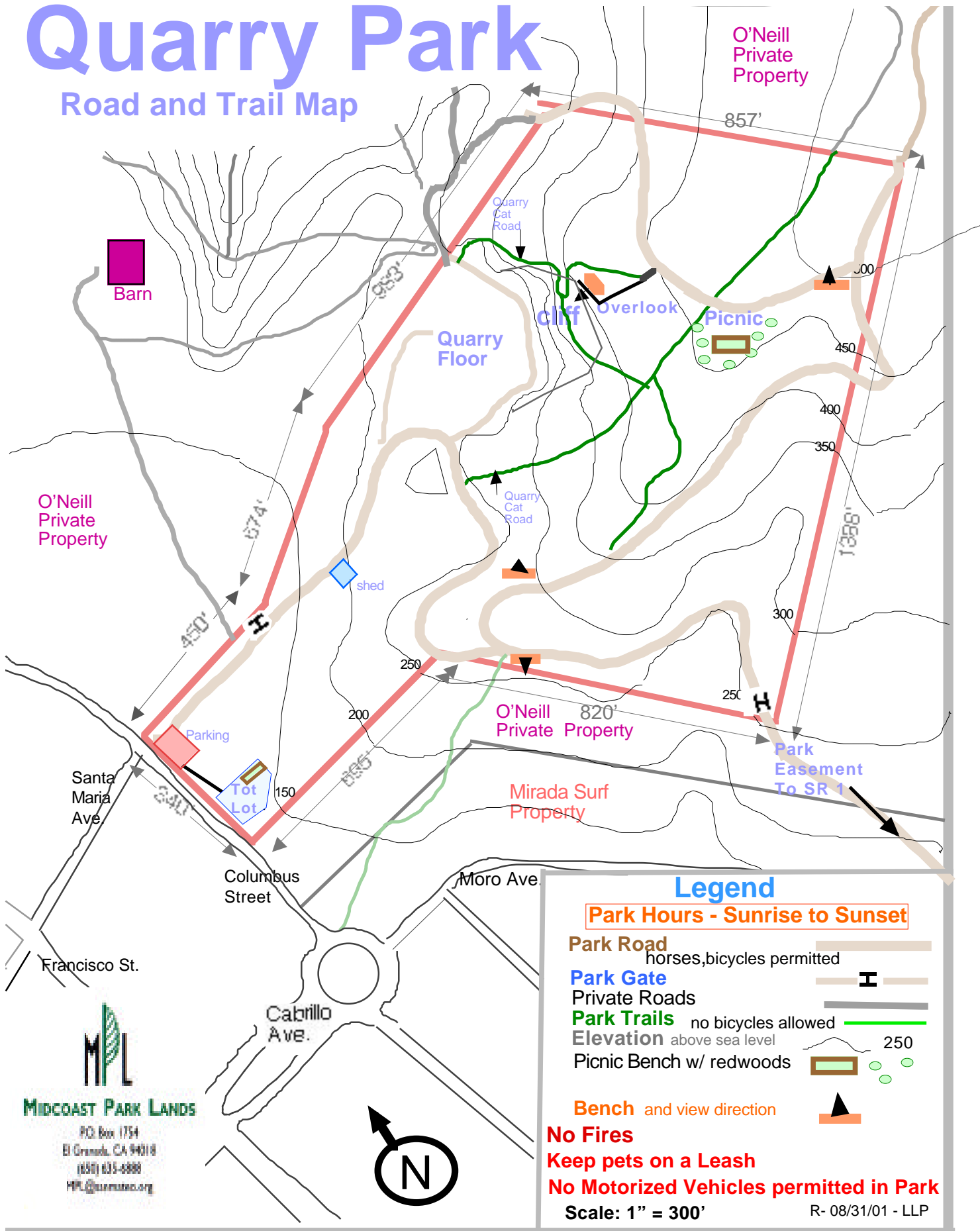



# Quarry Park

## Road and Trail Map







  
**MIDCOAST PARK LANDS**  
 P.O. Box 1754  
 El Granada, CA 94018  
 (415) 635-6888  
[MPL@sunmuseo.org](mailto:MPL@sunmuseo.org)



### Legend

**Park Hours - Sunrise to Sunset**

- Park Road** (thick grey line) horses, bicycles permitted
- Park Gate** (thick black bar) 
- Private Roads** (thin grey line)
- Park Trails** (green line) no bicycles allowed
- Elevation** (contour line) above sea level  250
- Picnic Bench w/ redwoods** (green rectangle with circles) 
- Bench** (orange triangle) and view direction 

**No Fires**  
**Keep pets on a Leash**  
**No Motorized Vehicles permitted in Park**  
 Scale: 1" = 300' R- 08/31/01 - LLP